

Audit Period: October 1, 2016 – September 30, 2017

Northwest Catholic

710 9th Avenue
Seattle, WA 98104
(206) 382-4850
(206) 382-3487 FAX

EMAIL: advertising@seattlearch.org
www.nwcatholic.org

1. Audited Media Platforms

Print Publication:	Average Net Circulation:	124,975 (Print Edition)
Mobile App:	Average Mobile App Subscribers:	2,476
Website:	Average Website Unique Users:	13,429
Social Media:	Average Facebook Likes:	3,263
	Average Twitter Followers:	1,184
	Average Instagram Followers:	424
E-Newsletters:	Average E-Newsletter Subscribers:	1,625



2. Publication Information

Number of Editions:	One
Format / Average Page Count:	Magazine / 36 Pages
Circulation Cycle:	Monthly
Ownership:	Archdiocese of Seattle
Year Established:	2013
Publication Type:	Magazine
	1% Controlled / <1% Paid / 99% Sponsor Paid
Content:	25% Advertising / 75% Editorial
Primary Delivery Methods:	0% Carrier Delivery / 99% Mail
	1% Controlled Bulk & Single Copy / 0% Waiting Room
Annual Mail Subscription Rate:	\$30.00
Cover Price:	\$3.00
Insert Zoning Available:	No
CVC Member Number:	01-3755
DMA/MSA/CBSA:	Seattle, WA / Seattle--Tacoma--Bremerton, WA / Seattle-Tacoma-Bellevue, WA
Audit Funded By:	Publisher

3. Rate Card and Mechanical Data

Rate Card Effective Date:	January 1, 2016
Mechanical Data:	Four (4) columns X 9.75" column depth Full page: 7.375" wide X 9.75" depth.
Open Rate:	Local: \$5,000.00 Full Page - \$535.00 Guide National: \$5,000.00 Full Page - \$535.00 Guide
Insert Open Rate:	Contact Publishing
Classified Rate:	Online - Only - \$0.60 per word
Deadline Day & Time:	Monthly by 5 PM
Additional rates may be available from the publisher.	

4. Contact Information

Publisher:	Keri Hake	EMAIL: advertising@seattlearch.org
Advertising:	Keri Hake	EMAIL: advertising@seattlearch.org
Circulation:	Keri Hake	EMAIL: advertising@seattlearch.org



www.cvcaudit.com

5. Audited Circulation, Distribution and Net Press Averages - Print Edition

CVC Account Number: 01-3755	Monthly	Northwest Catholic Seattle, WA
Audit Period Summary		
Average Net Circulation	(5-H)	124,975
Average Gross Distribution	(5-F)	124,975
Average Net Press Run	(5-A)	125,000
Audit Period Detail		
A. Average Net Press Run		125,000
B. Office / File		25
C. Controlled Distribution		
1. Carrier Delivery		0
2. Bulk Delivery / Demand Distribution		1,545
3. Mail		0
4. Requestor Mail		0
5. Waiting Rooms		0
6. Hotels		0
7. Events, Fairs, Festivals and Trade Shows		0
8. Education		0
9. Restock & Office Service		0
Total Average Controlled Distribution		1,545
Controlled Returns		(0)
TOTAL AVERAGE CONTROLLED CIRCULATION		1,545
D. Paid Distribution		
1. Carrier Delivery		0
2. Single Copy		0
3. Mail		33
4. Waiting Room		0
5. Hotels		0
Total Average Paid Distribution		33
Paid Returns		(0)
TOTAL AVERAGE PAID CIRCULATION		33
E. Sponsored / Voluntary Paid Distribution		
1. Carrier Delivery		0
2. Single Copy		0
3. Mail		123,057
4. Waiting Rooms		0
5. Education		20
6. Restock & Office Service		228
7. Other: Sponsored Bulk		92
Total Average Sponsored Distribution		123,397
Sponsored Returns		(0)
TOTAL AVERAGE SPONSORED CIRCULATION		123,397
F. Average Gross Distribution		124,975
G. Total Unclaimed / Returns		(0)*
H. Average Net Circulation		124,975

Explanatory – Print

PARAGRAPH FIVE AUDIT PERIOD SUMMARY

AVERAGE NET CIRCULATION: Average net circulation based on quarterly averages for the audit period indicated. (Total of controlled distribution (C), paid distribution (D), and sponsored distribution (E) minus unclaimed / return (G)). See audit period detail (H).

AVERAGE GROSS DISTRIBUTION: Average gross distribution based on quarterly averages for the audit period indicated. (Total of controlled distribution (A), paid distribution (B), and sponsored distribution (C)). See audit period detail (F).

NET PRESS RUN: Average net press run based on quarterly averages during the audit period indicated. The net press run average does not include press waste, or start-up copies. See audit period detail (A).

AUDIT PERIOD DETAIL

A. 1. NET PRESS RUN: Average net press run based on quarterly averages during the audit period indicated. The net press run average does not include press waste, or start-up copies.

B. 1. OFFICE / FILE: Undistributed editions maintained by the publisher for office purposes. Office / File editions do not qualify as controlled, paid, or sponsored distribution.

C. CONTROLLED DISTRIBUTION (NON-PAID): Editions distributed by the publisher free of charge.

1. CARRIER DELIVERY: Editions delivered by private carrier to single family residences, and/or multi-family residences, and/or businesses.

2. CONTROLLED BULK / DEMAND DISTRIBUTION: Editions distributed to newsracks, newsstands, and/or area retail businesses and available to individual readers. Subject to paragraph 5G returns.

3. MAIL: Editions delivered by United States Postal Service mail to single family residences, and/or multi-family residences, and/or businesses, and/or post office boxes.

4. REQUESTOR MAIL: Editions delivered on a requestor basis by United States Postal Service mail to single family residences, and/or multi-family residences, and/or businesses, and/or post office boxes. Qualified requestor circulation and other mail permit qualifications are audited by the United States Postal Service and not determined by CVC.

5. CONTROLLED WAITING ROOMS: Editions delivered to the waiting areas of local business and office buildings, including, but not limited to salons, medical and professional offices.

6. CONTROLLED HOTELS: Editions distributed to area hotels and available to individual readers. Subject to paragraph 5G returns.

7. EVENTS, FAIRS, FESTIVALS and TRADE SHOWS: Editions distributed to attendees and members of conventions, local fairs, festivals, trade shows and available to individual readers. Subject to paragraph 5G returns.

8. CONTROLLED EDUCATION: Editions distributed to area schools or educational institutions and available to individual readers. Subject to paragraph 5G returns.

9. RESTOCK / OFFICE SERVICE: Editions maintained and distributed by the publisher for restock of newsracks, newsstands, area retail businesses, office deliveries, and advertising purposes during the edition cycle. Subject to paragraph 5G returns.

CONTROLLED RETURNS: Edition distributed in the controlled distribution category, returned to the publisher unclaimed during the edition cycle *(See paragraph 11 for CVC return/unclaimed confirmation.) Publications with greater than 25% returnable source distribution must report returns or unclaimed copies to qualify for net circulation reporting.

D. PAID DISTRIBUTION: Editions distributed by the publisher through paid subscription or other monetary exchange with individual readers.

1. CARRIER DELIVERY: See C1 for explanation of carrier home delivery. See paragraph 12 for paid reporting analysis.

2. SINGLE COPY: Editions distributed to newsracks, newsstands, and/or area retail businesses and available to individual readers. Subject to paragraph 5G returns. See paragraph 12 for paid reporting analysis.

3. MAIL: See C3 for explanation of mail distribution. See paragraph 12 for paid reporting analysis.

4. PAID WAITING ROOMS: See C5 for explanation of waiting room distribution.

5. PAID HOTELS: See C6 for explanation of hotel distribution.

6. PAID EDUCATION: See C8 for explanation of educational copy distribution.

7. RESTOCK / OFFICE SERVICE: See C9 for explanation of restock and office distribution.

PAID RETURNS: See section C: controlled returns for explanation of returns reporting. *(See paragraph 11 for CVC return/unclaimed confirmation.)

E. SPONSORED / VOLUNTARY PAID DISTRIBUTION: Editions distributed by the publisher that are sponsored by a third party monetary exchange or voluntary reader payment system.

1. CARRIER DELIVERY: See C1 for explanation of carrier home delivery.

2. SINGLE COPY: Editions distributed to newsracks, newsstands, and/or area retail businesses and available to individual readers on a sponsored or voluntary pay basis. Subject to paragraph 5G returns.

3. MAIL: See C3 for explanation of mail distribution.

4. SPONSORED WAITING ROOMS: See C5 for explanation of waiting room distribution.

5. SPONSORED EDUCATION: See C8 for explanation of educational copy distribution.

6. RESTOCK / OFFICE SERVICE: See C9 for explanation of restock and office distribution.

SPONSORED RETURNS: See section C: controlled returns for explanation of returns reporting *(See paragraph 11 for CVC return/unclaimed confirmation.)

F. AVERAGE GROSS DISTRIBUTION: Average gross distribution based on quarterly averages for the audit period indicated. Total of controlled distribution (A), paid distribution (B), and sponsored distribution (C).

G. TOTAL UNCLAIMED / RETURNS: Distributed editions returned to the publisher unsold and/or unclaimed during the edition cycle. *(See paragraph 11 for CVC return/unclaimed confirmation.)

H. AVERAGE NET CIRCULATION: Average net circulation for the audit period indicated. Total of controlled distribution (C), paid distribution (D), and sponsored distribution (E) minus unclaimed / return (G).

6A. Audited Average Website Reporting - www.nwcatholic.org

	Monthly Audit Period Average
Website Unique Users	13,429
Website Sessions	16,479
Website Page Views	31,212
Pages Per Visit	1.89
Average Time Spent on Website	00:1:16

Explanatory – Website

PARAGRAPH SIX (A)

UNIQUE USERS: A unique user to a website where the user registers or where the user is identified or marked by a cookie, IP address, or other ID that is attached to the browser within the defined cycle. Limitations apply to the measurement of unique users. Please see CVC Rules & Regulations for further information.

SESSIONS: The total number of sessions, expressed as a monthly average, to a publication’s website regardless of unique status, as expressed above.

PAGE VIEWS: The transmittal of a full page contained within the website to the user’s browser.

PAGES PER VISIT: The average number of page views per session, expressed as a monthly average.

AVG. TIME SPENT: The average amount of time spent on a website during a single visit, expressed in hours, minutes and seconds.

6B. Audited Mobile/Digital Edition Reporting

	Monthly Audit Period Average
Mobile App Subscribers	2,476

Explanatory – Digital Edition

PARAGRAPH SIX (B)

MOBILE APP: Subscribers to a mobile app version of the publication. Subscriptions, unless expressed here, may be part of a print subscription package or a stand-alone digital subscription. Please see CVC Rules & Regulations for further information.

6C. Text Media - Not Reported

6D. Social Media

Social Media Source	Media Usage
Facebook - www.facebook.com/NorthwestCatholic	3,263 Likes
Twitter - @nweswtcatholic	1,184 Followers
Instagram.com/northwestcatholic	424 Followers

Explanatory – Social Media

PARAGRAPH SIX (D)

FACEBOOK LIKES: The average number of likes as expressed by followers of the Facebook page. Information sourced at regular intervals from the publications page on Facebook.com or third party measurement sources.

TWITTER FOLLOWERS: The average number of followers as expressed by members of the Twitter community. Information sourced at regular intervals from the publications page on Twitter.com or third party measurement sources.

INSTAGRAM FOLLOWERS: The average number of followers as expressed by members of the Instagram community. Information sourced at regular intervals from the publications page on Instagram.com or third party measurement sources.

6E. Email Media

Media Type	Database Recipients
Non-Subscriber Email Opt-In Database	1,625

Explanatory – Email Media, E-Newsletters & E-Blasts

PARAGRAPH SIX (E)

NON-SUBSCRIBER EMAIL OPT-IN DATABASE: Subscribers who have provided email contact data to receive newsletters, special content, special offers, coupons or redemption codes for use within a specified period of time, and are sourced through third party efforts such as trade shows, opt-in email newsletters or surveys.

6F. Video & Podcast Media - Not Reported



7. Average Print Circulation History

YEAR	AUDIT SOURCE	Q1	Q2	Q3	Q4
01/01/17-12/31/17	CVC	124,493	124,382	124,000	-
01/01/16-12/31/16	CVC	123,041	127,685	126,539	126,539
01/01/15-12/31/15	CVC	120,347	122,337	124,555	123,084
04/01/14-12/31/14	CVC	-	122,545	122,274	120,791

8. Distribution by Zip Code (September 2017 Edition) Monthly

ZIP CODE	CITY / AREA	COUNTY	STATE	CARRIER DELIVERY	CONTROLLED BULK / SINGLE COPY	MAIL	OFFICE / RESTOCK	TOTAL
97048	Rainier	Columbia	OR	0	0	10	0	10
97217	Portland	Multnomah	OR	0	0	11	0	11
97219	Portland	Multnomah	OR	0	0	10	0	10
97229	Portland	Washington	OR	0	0	10	0	10
98001	Auburn	King	WA	0	0	755	0	755
98002	Auburn	King	WA	0	0	612	0	612
98003	Federal Way	King	WA	0	6	1,070	0	1,076
98004	Bellevue	King	WA	0	0	941	0	941
98005	Bellevue	King	WA	0	0	423	0	423
98006	Bellevue	King	WA	0	0	1,155	0	1,155
98007	Bellevue	King	WA	0	50	498	0	548
98008	Bellevue	King	WA	0	0	755	0	755
98009	Bellevue	King	WA	0	0	48	0	48
98010	Black Diamond	King	WA	0	0	108	0	108
98011	Bothell	King	WA	0	25	676	0	701
98012	Bothell	Snohomish	WA	0	50	1,351	0	1,401
98014	Carnation	King	WA	0	25	163	0	188
98015	Bellevue	King	WA	0	0	25	0	25
98019	Duvall	King	WA	0	0	340	0	340
98020	Edmonds	Snohomish	WA	0	0	863	0	863
98021	Bothell	Snohomish	WA	0	0	734	0	734
98022	Enumclaw	King	WA	0	25	482	0	507
98023	Federal Way	King	WA	0	60	1,401	0	1,461
98024	Fall City	King	WA	0	0	113	0	113
98025	Hobart	King	WA	0	0	15	0	15
98026	Edmonds	Snohomish	WA	0	0	1,053	0	1,053
98027	Issaquah	King	WA	0	50	790	0	840
98028	Kenmore	King	WA	0	0	527	0	527
98029	Issaquah	King	WA	0	0	721	0	721
98030	Kent	King	WA	0	0	660	0	660
98031	Kent	King	WA	0	0	992	0	992
98032	Kent	King	WA	0	50	753	0	803
98033	Kirkland	King	WA	0	0	1,091	0	1,091
98034	Kirkland	King	WA	0	0	1,051	0	1,051
98035	Kent	King	WA	0	0	16	0	16
98036	Lynnwood	Snohomish	WA	0	0	1,047	0	1,047
98037	Lynnwood	Snohomish	WA	0	0	814	0	814
98038	Maple Valley	King	WA	0	0	731	0	731
98039	Medina	King	WA	0	0	134	0	134

8. Distribution by Zip Code (September 2017 Edition) Monthly (continued)

ZIP CODE	CITY / AREA	COUNTY	STATE	CARRIER DELIVERY	CONTROLLED BULK / SINGLE COPY	MAIL	OFFICE / RESTOCK	TOTAL
98040	Mercer Island	King	WA	0	0	929	0	929
98041	Bothell	King	WA	0	0	17	0	17
98042	Kent	King	WA	0	0	1,074	0	1,074
98043	Mountlake Terrace	Snohomish	WA	0	50	575	0	625
98045	North Bend	King	WA	0	0	367	0	367
98046	Lynnwood	Snohomish	WA	0	0	47	0	47
98047	Pacific	King	WA	0	0	99	0	99
98050	Preston	King	WA	0	0	11	0	11
98051	Ravensdale	King	WA	0	0	56	0	56
98052	Redmond	King	WA	0	0	1,375	0	1,375
98053	Redmond	King	WA	0	0	538	0	538
98055	Renton	King	WA	0	50	592	0	642
98056	Renton	King	WA	0	0	856	0	856
98057	Renton	King	WA	0	0	281	0	281
98058	Renton	King	WA	0	0	1,253	0	1,253
98059	Renton	King	WA	0	0	985	0	985
98061	Rollingbay	Kitsap	WA	0	0	11	0	11
98062	Seahurst	King	WA	0	0	47	0	47
98063	Federal Way	King	WA	0	0	38	0	38
98064	Kent	King	WA	0	0	16	0	16
98065	Snoqualmie	King	WA	0	0	433	0	433
98070	Vashon	King	WA	0	0	192	0	192
98071	Auburn	King	WA	0	0	31	0	31
98072	Woodinville	King	WA	0	0	672	0	672
98073	Redmond	King	WA	0	0	22	0	22
98074	Sammamish	King	WA	0	0	881	0	881
98075	Sammamish	King	WA	0	0	776	0	776
98077	Woodinville	King	WA	0	0	387	0	387
98082	Mill Creek	Snohomish	WA	0	0	45	0	45
98083	Kirkland	King	WA	0	0	35	0	35
98087	Lynnwood	Snohomish	WA	0	0	722	0	722
98092	Auburn	King	WA	0	0	866	0	866
98093	Federal Way	King	WA	0	0	52	0	52
98101	Seattle	King	WA	0	0	175	0	175
98102	Seattle	King	WA	0	0	277	0	277
98103	Seattle	King	WA	0	0	965	0	965
98104	Seattle	King	WA	0	0	218	0	218
98105	Seattle	King	WA	0	5	767	0	772
98106	Seattle	King	WA	0	50	647	0	697
98107	Seattle	King	WA	0	0	432	0	432
98108	Seattle	King	WA	0	0	700	0	700
98109	Seattle	King	WA	0	0	427	0	427
98110	Bainbridge Island	Kitsap	WA	0	0	683	0	683
98111	Seattle	King	WA	0	0	25	0	25
98112	Seattle	King	WA	0	0	700	0	700
98115	Seattle	King	WA	0	0	1,674	0	1,674



8. Distribution by Zip Code (September 2017 Edition) Monthly (continued)

ZIP CODE	CITY / AREA	COUNTY	STATE	CARRIER DELIVERY	CONTROLLED BULK / SINGLE COPY	MAIL	OFFICE / RESTOCK	TOTAL
98116	Seattle	King	WA	0	0	1,040	0	1,040
98117	Seattle	King	WA	0	0	812	0	812
98118	Seattle	King	WA	0	50	1,212	0	1,262
98119	Seattle	King	WA	0	0	443	0	443
98121	Seattle	King	WA	0	0	144	0	144
98122	Seattle	King	WA	0	2	387	0	389
98124	Seattle	King	WA	0	0	13	0	13
98125	Seattle	King	WA	0	0	1,059	0	1,059
98126	Seattle	King	WA	0	0	652	0	652
98127	Seattle	King	WA	0	0	13	0	13
98133	Seattle	King	WA	0	50	1,213	0	1,263
98134	Seattle	King	WA	0	0	16	0	16
98136	Seattle	King	WA	0	0	595	0	595
98139	Seattle	King	WA	0	0	24	0	24
98144	Seattle	King	WA	0	25	729	0	754
98145	Seattle	King	WA	0	0	12	0	12
98146	Seattle	King	WA	0	0	929	0	929
98148	Seattle	King	WA	0	0	264	0	264
98155	Seattle	King	WA	0	5	838	0	843
98165	Seattle	King	WA	0	0	17	0	17
98166	Seattle	King	WA	0	0	1,080	0	1,080
98168	Seattle	King	WA	0	10	900	0	910
98175	Seattle	King	WA	0	0	10	0	10
98177	Seattle	King	WA	0	0	830	0	830
98178	Seattle	King	WA	0	0	737	0	737
98188	Seattle	King	WA	0	0	450	0	450
98198	Seattle	King	WA	0	25	969	0	994
98199	Seattle	King	WA	0	0	1,014	0	1,014
98201	Everett	Snohomish	WA	0	10	605	0	615
98203	Everett	Snohomish	WA	0	0	909	0	909
98204	Everett	Snohomish	WA	0	0	843	0	843
98206	Everett	Snohomish	WA	0	0	33	0	33
98208	Everett	Snohomish	WA	0	0	1,426	0	1,426
98213	Everett	Snohomish	WA	0	0	19	0	19
98221	Anacortes	Skagit	WA	0	0	520	0	520
98223	Arlington	Snohomish	WA	0	0	594	0	594
98225	Bellingham	Whatcom	WA	0	50	492	0	542
98226	Bellingham	Whatcom	WA	0	0	700	0	700
98227	Bellingham	Whatcom	WA	0	0	33	0	33
98228	Bellingham	Whatcom	WA	0	0	33	0	33
98229	Bellingham	Whatcom	WA	0	0	487	0	487
98230	Blaine	Whatcom	WA	0	0	198	0	198
98231	Blaine	Whatcom	WA	0	0	20	0	20
98232	Bow	Skagit	WA	0	0	94	0	94
98233	Burlington	Skagit	WA	0	5	466	0	471
98236	Clinton	Island	WA	0	0	90	0	90

8. Distribution by Zip Code (September 2017 Edition) Monthly (continued)

ZIP CODE	CITY / AREA	COUNTY	STATE	CARRIER DELIVERY	CONTROLLED BULK / SINGLE COPY	MAIL	OFFICE / RESTOCK	TOTAL
98237	Concrete	Skagit	WA	0	0	29	0	29
98239	Coupeville	Island	WA	0	0	162	0	162
98240	Custer	Whatcom	WA	0	0	34	0	34
98241	Darrington	Snohomish	WA	0	0	18	0	18
98244	Deming	Whatcom	WA	0	0	48	0	48
98245	Eastsound	San Juan	WA	0	0	27	0	27
98247	Everson	Whatcom	WA	0	0	120	0	120
98248	Ferndale	Whatcom	WA	0	0	316	0	316
98249	Freeland	Island	WA	0	0	80	0	80
98250	Friday Harbor	San Juan	WA	0	0	116	0	116
98251	Gold Bar	Snohomish	WA	0	0	42	0	42
98252	Granite Falls	Snohomish	WA	0	0	104	0	104
98253	Greenbank	Island	WA	0	0	31	0	31
98257	La Conner	Skagit	WA	0	0	82	0	82
98258	Lake Stevens	Snohomish	WA	0	35	834	0	869
98260	Langley	Island	WA	0	0	86	0	86
98261	Lopez Island	San Juan	WA	0	0	31	0	31
98264	Lynden	Whatcom	WA	0	10	284	0	294
98266	Maple Falls	Whatcom	WA	0	0	20	0	20
98270	Marysville	Snohomish	WA	0	50	1,072	0	1,122
98271	Marysville	Snohomish	WA	0	0	486	0	486
98272	Monroe	Snohomish	WA	0	50	671	0	721
98273	Mount Vernon	Skagit	WA	0	5	1,126	0	1,131
98274	Mount Vernon	Skagit	WA	0	0	590	0	590
98275	Mukilteo	Snohomish	WA	0	0	608	0	608
98276	Nooksack	Whatcom	WA	0	0	29	0	29
98277	Oak Harbor	Island	WA	0	0	914	0	914
98282	Camano Island	Island	WA	0	0	301	0	301
98284	Sedro Woolley	Skagit	WA	0	20	335	0	355
98290	Snohomish	Snohomish	WA	0	15	686	0	701
98291	Snohomish	Snohomish	WA	0	0	25	0	25
98292	Stanwood	Snohomish	WA	0	0	423	0	423
98294	Sultan	Snohomish	WA	0	0	88	0	88
98295	Sumas	Whatcom	WA	0	0	24	0	24
98296	Snohomish	Snohomish	WA	0	0	598	0	598
98303	Anderson Island	Pierce	WA	0	0	16	0	16
98310	Bremerton	Kitsap	WA	0	50	475	0	525
98311	Bremerton	Kitsap	WA	0	0	725	0	725
98312	Bremerton	Kitsap	WA	0	0	463	0	463
98315	Silverdale	Kitsap	WA	0	0	11	0	11
98321	Buckley	Pierce	WA	0	0	200	0	200
98322	Burley	Kitsap	WA	0	0	19	0	19
98324	Carlsborg	Clallam	WA	0	0	21	0	21
98325	Chimacum	Jefferson	WA	0	0	30	0	30
98326	Clallam Bay	Clallam	WA	0	0	10	0	10
98327	Dupont	Pierce	WA	0	0	155	0	155



8. Distribution by Zip Code (September 2017 Edition) Monthly (continued)

ZIP CODE	CITY / AREA	COUNTY	STATE	CARRIER DELIVERY	CONTROLLED BULK / SINGLE COPY	MAIL	OFFICE / RESTOCK	TOTAL
98328	Eatonville	Pierce	WA	0	0	140	0	140
98329	Gig Harbor	Pierce	WA	0	0	87	0	87
98331	Forks	Clallam	WA	0	25	81	0	106
98332	Gig Harbor	Pierce	WA	0	0	465	0	465
98333	Fox Island	Pierce	WA	0	0	89	0	89
98335	Gig Harbor	Pierce	WA	0	0	725	0	725
98337	Bremerton	Kitsap	WA	0	0	129	0	129
98338	Graham	Pierce	WA	0	0	362	0	362
98339	Port Hadlock	Jefferson	WA	0	0	37	0	37
98340	Hansville	Kitsap	WA	0	0	49	0	49
98342	Indianola	Kitsap	WA	0	0	24	0	24
98345	Keyport	Kitsap	WA	0	0	15	0	15
98346	Kingston	Kitsap	WA	0	0	133	0	133
98349	Lakebay	Pierce	WA	0	0	40	0	40
98351	Longbranch	Pierce	WA	0	0	10	0	10
98353	Manchester	Kitsap	WA	0	0	37	0	37
98354	Milton	Pierce	WA	0	0	183	0	183
98356	Morton	Lewis	WA	0	0	18	0	18
98359	Olalla	Kitsap	WA	0	0	70	0	70
98360	Orting	Pierce	WA	0	0	159	0	159
98362	Port Angeles	Clallam	WA	0	0	479	0	479
98363	Port Angeles	Clallam	WA	0	0	224	0	224
98365	Port Ludlow	Jefferson	WA	0	0	79	0	79
98366	Port Orchard	Kitsap	WA	0	0	587	0	587
98367	Port Orchard	Kitsap	WA	0	0	473	0	473
98368	Port Townsend	Jefferson	WA	0	10	203	0	213
98370	Poulsbo	Kitsap	WA	0	50	594	0	644
98371	Puyallup	Pierce	WA	0	0	629	0	629
98372	Puyallup	Pierce	WA	0	0	515	0	515
98373	Puyallup	Pierce	WA	0	0	468	0	468
98374	Puyallup	Pierce	WA	0	0	870	0	870
98375	Puyallup	Pierce	WA	0	0	587	0	587
98376	Quilcene	Jefferson	WA	0	0	15	0	15
98380	Seabeck	Kitsap	WA	0	0	71	0	71
98382	Sequim	Clallam	WA	0	0	647	0	647
98383	Silverdale	Kitsap	WA	0	0	524	0	524
98384	South Colby	Kitsap	WA	0	0	20	0	20
98387	Spanaway	Pierce	WA	0	0	826	0	826
98388	Steilacoom	Pierce	WA	0	0	208	0	208
98390	Sumner	Pierce	WA	0	50	292	0	342
98391	Bonney Lake	Pierce	WA	0	0	719	0	719
98392	Suquamish	Kitsap	WA	0	0	37	0	37
98393	Tracyton	Kitsap	WA	0	0	35	0	35
98394	Vaughn	Pierce	WA	0	0	22	0	22
98395	Wauna	Pierce	WA	0	0	13	0	13
98401	Tacoma	Pierce	WA	0	0	24	0	24

8. Distribution by Zip Code (September 2017 Edition) Monthly (continued)

ZIP CODE	CITY / AREA	COUNTY	STATE	CARRIER DELIVERY	CONTROLLED BULK / SINGLE COPY	MAIL	OFFICE / RESTOCK	TOTAL
98402	Tacoma	Pierce	WA	0	0	74	0	74
98403	Tacoma	Pierce	WA	0	0	219	0	219
98404	Tacoma	Pierce	WA	0	50	629	0	679
98405	Tacoma	Pierce	WA	0	5	350	0	355
98406	Tacoma	Pierce	WA	0	0	668	0	668
98407	Tacoma	Pierce	WA	0	0	640	0	640
98408	Tacoma	Pierce	WA	0	3	322	0	325
98409	Tacoma	Pierce	WA	0	0	307	0	307
98411	Tacoma	Pierce	WA	0	0	18	0	18
98417	Tacoma	Pierce	WA	0	0	25	0	25
98418	Tacoma	Pierce	WA	0	0	158	0	158
98422	Tacoma	Pierce	WA	0	0	598	0	598
98424	Tacoma	Pierce	WA	0	0	273	0	273
98439	Lakewood	Pierce	WA	0	0	25	0	25
98443	Tacoma	Pierce	WA	0	0	123	0	123
98444	Tacoma	Pierce	WA	0	0	462	0	462
98445	Tacoma	Pierce	WA	0	0	577	0	577
98446	Tacoma	Pierce	WA	0	0	176	0	176
98448	Tacoma	Pierce	WA	0	0	28	0	28
98464	Tacoma	Pierce	WA	0	0	38	0	38
98465	Tacoma	Pierce	WA	0	0	249	0	249
98466	Tacoma	Pierce	WA	0	0	743	0	743
98467	University Place	Pierce	WA	0	0	401	0	401
98496	Lakewood	Pierce	WA	0	0	34	0	34
98498	Lakewood	Pierce	WA	0	0	685	0	685
98499	Lakewood	Pierce	WA	0	50	571	0	621
98501	Olympia	Thurston	WA	0	0	852	0	852
98502	Olympia	Thurston	WA	0	0	598	0	598
98503	Lacey	Thurston	WA	0	50	865	0	915
98506	Olympia	Thurston	WA	0	0	347	0	347
98507	Olympia	Thurston	WA	0	0	66	0	66
98508	Olympia	Thurston	WA	0	0	30	0	30
98509	Lacey	Thurston	WA	0	0	55	0	55
98511	Tumwater	Thurston	WA	0	0	22	0	22
98512	Olympia	Thurston	WA	0	0	407	0	407
98513	Olympia	Thurston	WA	0	0	795	0	795
98516	Olympia	Thurston	WA	0	0	556	0	556
98520	Aberdeen	Grays Harbor	WA	0	50	288	0	338
98524	Allyn	Mason	WA	0	0	53	0	53
98526	Amanda Park	Grays Harbor	WA	0	0	12	0	12
98528	Belfair	Mason	WA	0	0	182	0	182
98531	Centralia	Lewis	WA	0	0	442	0	442
98532	Chehalis	Lewis	WA	0	50	448	0	498
98537	Cosmopolis	Grays Harbor	WA	0	0	27	0	27
98541	Elma	Grays Harbor	WA	0	0	81	0	81
98542	Ethel	Lewis	WA	0	0	15	0	15

8. Distribution by Zip Code (September 2017 Edition) Monthly (continued)

ZIP CODE	CITY / AREA	COUNTY	STATE	CARRIER DELIVERY	CONTROLLED BULK / SINGLE COPY	MAIL	OFFICE / RESTOCK	TOTAL
98546	Grapeview	Mason	WA	0	0	36	0	36
98547	Grayland	Grays Harbor	WA	0	0	10	0	10
98548	Hoodsport	Mason	WA	0	0	31	0	31
98550	Hoquiam	Grays Harbor	WA	0	0	121	0	121
98552	Humptulips	Grays Harbor	WA	0	0	10	0	10
98557	McCleary	Grays Harbor	WA	0	0	22	0	22
98558	Mc Kenna	Pierce	WA	0	0	22	0	22
98563	Montesano	Grays Harbor	WA	0	0	92	0	92
98564	Mossyrock	Lewis	WA	0	0	45	0	45
98565	Napavine	Lewis	WA	0	0	17	0	17
98568	Oakville	Grays Harbor	WA	0	0	14	0	14
98569	Ocean Shores	Grays Harbor	WA	0	0	96	0	96
98570	Onalaska	Lewis	WA	0	0	47	0	47
98572	Pe Ell	Lewis	WA	0	0	13	0	13
98576	Rainier	Thurston	WA	0	0	32	0	32
98577	Raymond	Pacific	WA	0	20	91	0	111
98579	Rochester	Thurston	WA	0	0	122	0	122
98580	Roy	Pierce	WA	0	0	109	0	109
98584	Shelton	Mason	WA	0	40	778	0	818
98585	Silver Creek	Lewis	WA	0	0	17	0	17
98586	South Bend	Pacific	WA	0	0	21	0	21
98588	Tahuya	Mason	WA	0	0	18	0	18
98589	Tenino	Thurston	WA	0	0	88	0	88
98591	Toledo	Lewis	WA	0	0	60	0	60
98592	Union	Mason	WA	0	0	42	0	42
98595	Westport	Grays Harbor	WA	0	0	31	0	31
98596	Winlock	Lewis	WA	0	0	48	0	48
98597	Yelm	Thurston	WA	0	20	285	0	305
98601	Amboy	Clark	WA	0	0	27	0	27
98604	Battle Ground	Clark	WA	0	0	421	0	421
98606	Brush Prairie	Clark	WA	0	0	126	0	126
98607	Camas	Clark	WA	0	0	575	0	575
98610	Carson	Skamania	WA	0	0	19	0	19
98611	Castle Rock	Cowlitz	WA	0	0	101	0	101
98612	Cathlamet	Wahkiakum	WA	0	0	29	0	29
98624	Ilwaco	Pacific	WA	0	0	22	0	22
98625	Kalama	Cowlitz	WA	0	0	62	0	62
98626	Kelso	Cowlitz	WA	0	0	205	0	205
98629	La Center	Clark	WA	0	0	96	0	96
98631	Long Beach	Pacific	WA	0	0	25	0	25
98632	Longview	Cowlitz	WA	0	50	726	0	776
98640	Ocean Park	Pacific	WA	0	0	57	0	57
98642	Ridgefield	Clark	WA	0	0	336	0	336
98644	Seaview	Pacific	WA	0	0	14	0	14
98648	Stevenson	Skamania	WA	0	0	34	0	34
98649	Toutle	Cowlitz	WA	0	0	10	0	10

8. Distribution by Zip Code (September 2017 Edition) Monthly (continued)

ZIP CODE	CITY / AREA	COUNTY	STATE	CARRIER DELIVERY	CONTROLLED BULK / SINGLE COPY	MAIL	OFFICE / RESTOCK	TOTAL
98660	Vancouver	Clark	WA	0	0	149	0	149
98661	Vancouver	Clark	WA	0	0	521	0	521
98662	Vancouver	Clark	WA	0	50	375	0	425
98663	Vancouver	Clark	WA	0	0	217	0	217
98664	Vancouver	Clark	WA	0	0	392	0	392
98665	Vancouver	Clark	WA	0	0	349	0	349
98666	Vancouver	Clark	WA	0	0	20	0	20
98668	Vancouver	Clark	WA	0	0	30	0	30
98671	Washougal	Clark	WA	0	0	255	0	255
98674	Woodland	Cowlitz	WA	0	25	123	0	148
98675	Yacolt	Clark	WA	0	0	42	0	42
98682	Vancouver	Clark	WA	0	0	633	0	633
98683	Vancouver	Clark	WA	0	0	611	0	611
98684	Vancouver	Clark	WA	0	0	390	0	390
98685	Vancouver	Clark	WA	0	0	439	0	439
98686	Vancouver	Clark	WA	0	0	288	0	288
98687	Vancouver	Clark	WA	0	0	46	0	46
98826	Leavenworth	Chelan	WA	0	0	12	0	12
98837	Moses Lake	Grant	WA	0	0	12	0	12
98908	Yakima	Yakima	WA	0	0	11	0	11
98922	Cle Elum	Kittitas	WA	0	0	11	0	11
98926	Ellensburg	Kittitas	WA	0	0	19	0	19
AR	Assorted	Assorted	AR	0	0	10	0	10
AZ	Assorted	Assorted	AZ	0	0	190	0	190
CA	Assorted	Assorted	CA	0	0	99	0	99
CO	Assorted	Assorted	CO	0	0	67	0	67
CT	Assorted	Assorted	CT	0	0	19	0	19
FL	Assorted	Assorted	FL	0	0	134	0	134
GA	Assorted	Assorted	GA	0	0	41	0	41
HI	Assorted	Assorted	HI	0	0	12	0	12
ID	Assorted	Assorted	ID	0	0	58	0	58
IL	Assorted	Assorted	IL	0	0	56	0	56
IN	Assorted	Assorted	IN	0	0	21	0	21
KS	Assorted	Assorted	KS	0	0	20	0	20
KY	Assorted	Assorted	KY	0	0	10	0	10
LA	Assorted	Assorted	LA	0	0	21	0	21
MA	Assorted	Assorted	MA	0	0	27	0	27
MD	Assorted	Assorted	MD	0	0	33	0	33
MI	Assorted	Assorted	MI	0	0	38	0	38
MN	Assorted	Assorted	MN	0	0	29	0	29
MO	Assorted	Assorted	MO	0	0	31	0	31
MT	Assorted	Assorted	MT	0	0	56	0	56
NC	Assorted	Assorted	NC	0	0	50	0	50
NE	Assorted	Assorted	NE	0	0	13	0	13
NJ	Assorted	Assorted	NJ	0	0	25	0	25
NM	Assorted	Assorted	NM	0	0	22	0	22

8. Distribution by Zip Code (September 2017 Edition) Monthly (continued)

ZIP CODE	CITY / AREA	COUNTY	STATE	CARRIER DELIVERY	CONTROLLED BULK / SINGLE COPY	MAIL	OFFICE / RESTOCK	TOTAL
NV	Assorted	Assorted	NV	0	0	62	0	62
NY	Assorted	Assorted	NY	0	0	47	0	47
OH	Assorted	Assorted	OH	0	0	48	0	48
OK	Assorted	Assorted	OK	0	0	20	0	20
OR	Assorted	Assorted	OR	0	0	239	0	239
PA	Assorted	Assorted	PA	0	0	45	0	45
SC	Assorted	Assorted	SC	0	0	26	0	26
TN	Assorted	Assorted	TN	0	0	25	0	25
TX	Assorted	Assorted	TX	0	0	178	0	178
UT	Assorted	Assorted	UT	0	0	24	0	24
VA	Assorted	Assorted	VA	0	0	66	0	66
WA	Assorted	Assorted	WA	0	13	542	0	555
WI	Assorted	Assorted	WI	0	0	27	0	27
Misc.	Assorted	Assorted	-	0	30	103	295	428
TOTAL				0	1,604	120,679	295	122,578

9. Distribution by County (September 2017 Edition) Monthly

COUNTY	CITY / AREA	STATE	CARRIER DELIVERY	CONTROLLED BULK / SINGLE COPY	MAIL	OFFICE / RESTOCK	TOTAL
Chelan	Leavenworth	WA	0	0	12	0	12
Clallam	Carlsborg Clallam Bay Forks Port Angeles Sequim	WA	0	25	1,462	0	1,487
Clark	Amboy Battle Ground Brush Prairie Camas La Center Ridgefield Vancouver Washougal Yacolt	WA	0	50	6,338	0	6,388
Columbia	Rainier	OR	0	0	10	0	10
Cowlitz	Castle Rock Kalama Kelso Longview Toutle Woodland	WA	0	75	1,227	0	1,302
Grant	Moses Lake	WA	0	0	12	0	12

9. Distribution by County (September 2017 Edition) Monthly (continued)

COUNTY	CITY / AREA	STATE	CARRIER DELIVERY	CONTROLLED BULK / SINGLE COPY	MAIL	OFFICE / RESTOCK	TOTAL
Grays Harbor	Aberdeen Amanda Park Cosmopolis Elma Grayland Hoquiam Humptulips McCleary Montesano Oakville Ocean Shores Westport	WA	0	50	804	0	854
Island	Camano Island Clinton Coupeville Freeland Greenbank Langley Oak Harbor	WA	0	0	1,664	0	1,664
Jefferson	Chimacum Port Hadlock Port Ludlow Port Townsend Quilcene	WA	0	10	364	0	374
King	Auburn Bellevue Black Diamond Bothell Carnation Duvall Enumclaw Fall City Federal Way Hobart Issaquah Kenmore Kent Kirkland Maple Valley Medina Mercer Island North Bend Pacific Preston Ravensdale Redmond Renton Sammamish Seahurst Seattle Snoqualmie Vashon Woodinville	WA	0	563	53,336	0	53,899

9. Distribution by County (September 2017 Edition) Monthly (continued)

COUNTY	CITY / AREA	STATE	CARRIER DELIVERY	CONTROLLED BULK / SINGLE COPY	MAIL	OFFICE / RESTOCK	TOTAL
Kitsap	Bainbridge Island	WA	0	100	5,185	0	5,285
	Bremerton						
	Burley						
	Hansville						
	Indianola						
	Keyport						
	Kingston						
	Manchester						
	Olalla						
	Port Orchard						
	Poulsbo						
	Rollingbay						
	Seabeck						
	Silverdale						
	South Colby						
Suquamish							
Tracyton							
Kittitas	Cle Elum	WA	0	0	30	0	30
	Ellensburg						
Lewis	Centralia	WA	0	50	1,170	0	1,220
	Chehalis						
	Ethel						
	Morton						
	Mossyrock						
	Napavine						
	Onalaska						
	Pe Ell						
	Silver Creek						
	Toledo						
	Winlock						
Mason	Allyn	WA	0	40	1,140	0	1,180
	Belfair						
	Grapeview						
	Hoodsport						
	Shelton						
	Tahuya						
Union							
Multnomah	Portland	OR	0	0	21	0	21
Pacific	Ilwaco	WA	0	20	230	0	250
	Long Beach						
	Ocean Park						
	Raymond						
	Seaview						
South Bend							



www.cvcaudit.com

9. Distribution by County (September 2017 Edition) Monthly (continued)

COUNTY	CITY / AREA	STATE	CARRIER DELIVERY	CONTROLLED BULK / SINGLE COPY	MAIL	OFFICE / RESTOCK	TOTAL
Pierce	Anderson Island Bonney Lake Buckley Dupont Eatonville Fox Island Gig Harbor Graham Lakebay Lakewood Longbranch Mc Kenna Milton Orting Puyallup Roy Spanaway Steilacoom Sumner Tacoma University Place Vaughn Wauna	WA	0	158	16,328	0	16,486
San Juan	Eastsound Friday Harbor Lopez Island	WA	0	0	174	0	174
Skagit	Anacortes Bow Burlington Concrete La Conner Mount Vernon Sedro Woolley	WA	0	30	3,242	0	3,272
Skamania	Carson Stevenson	WA	0	0	53	0	53
Snohomish	Arlington Bothell Darrington Edmonds Everett Gold Bar Granite Falls Lake Stevens Lynnwood Marysville Mill Creek Monroe Mountlake Terrace Mukilteo Snohomish Stanwood Sultan	WA	0	260	17,335	0	17,595
Thurston	Lacey Olympia Rainier Rochester Tenino Tumwater Yelm	WA	0	70	5,120	0	5,190

9. Distribution by County (September 2017 Edition) Monthly (continued)

COUNTY	CITY / AREA	STATE	CARRIER DELIVERY	CONTROLLED BULK / SINGLE COPY	MAIL	OFFICE / RESTOCK	TOTAL
Wahkiakum	Cathlamet	WA	0	0	29	0	29
Washington	Portland	OR	0	0	10	0	10
Whatcom	Bellingham Blaine Custer Deming Everson Ferndale Lynden Maple Falls Nooksack Sumas	WA	0	60	2,838	0	2,898
Yakima	Yakima	WA	0	0	11	0	11
Misc.	Assorted	-	0	43	2,534	295	2,872
TOTAL			0	1,604	120,679	295	122,578

10. Verification of Distribution – Mail and Carrier Delivery Distribution

Northwest Catholic reported an average mail distribution of 123,090 during the audit period. Mail distribution is verified through the review of mail statements and/or additional publisher support documents. Northwest Catholic did not report carrier delivery distribution during the audit period. Carrier delivery is verified through the review of carrier statements and/or additional publisher support documents.

11. Verification of Distribution – Controlled Bulk / Demand Distribution / Single Copy

The Circulation Verification Council performed delivery verification in the primary market areas indicated in paragraph nine. Delivery verification can include, but is not limited to, on-site verification, business and cell phone verification, online, email, and/or social media contact. Delivery verification source data can include, but is not limited to, business and cell phone listings, delivery lists, opt-in email, online, and/or social media databases. Circulation Verification Council performed the delivery verification from locations chosen randomly from the publication’s delivery list(s). The purpose was to verify whether the distribution and return quantities reported by the publisher are reasonable and accurate.

CVC verification indicates that less than 5% of Northwest Catholic’s returnable source distributed editions are returned to the publisher unclaimed after the edition cycle.



12. Paid Reporting Analysis

CARRIER DELIVERY	Basic Rates: N/A
	AVERAGE NUMBER OF SUBSCRIPTIONS
Full Basic Rate	0
MAIL	Basic Rates: \$30.00 / 1-Year
	AVERAGE NUMBER OF SUBSCRIPTIONS
Full Basic Rate	33
Over 75% of basic rate	0
Over 50% of basic rate	0
Over 25% of basic rate	0
1%-24% of basic rate	0
Less than 1% of basic rate*	0
SPONSORED	Basic Rates: \$30.00 / 1-Year
	AVERAGE NUMBER OF SUBSCRIPTIONS
Full Basic Rate	123,057
Over 75% of basic rate	0
Over 50% of basic rate	0
Over 25% of basic rate	0
1%-24% of basic rate	0
Less than 1% of basic rate*	0
SINGLE COPY	COVER PRICE: \$3.00
	AVERAGE WHOLESALE RATE: N/A

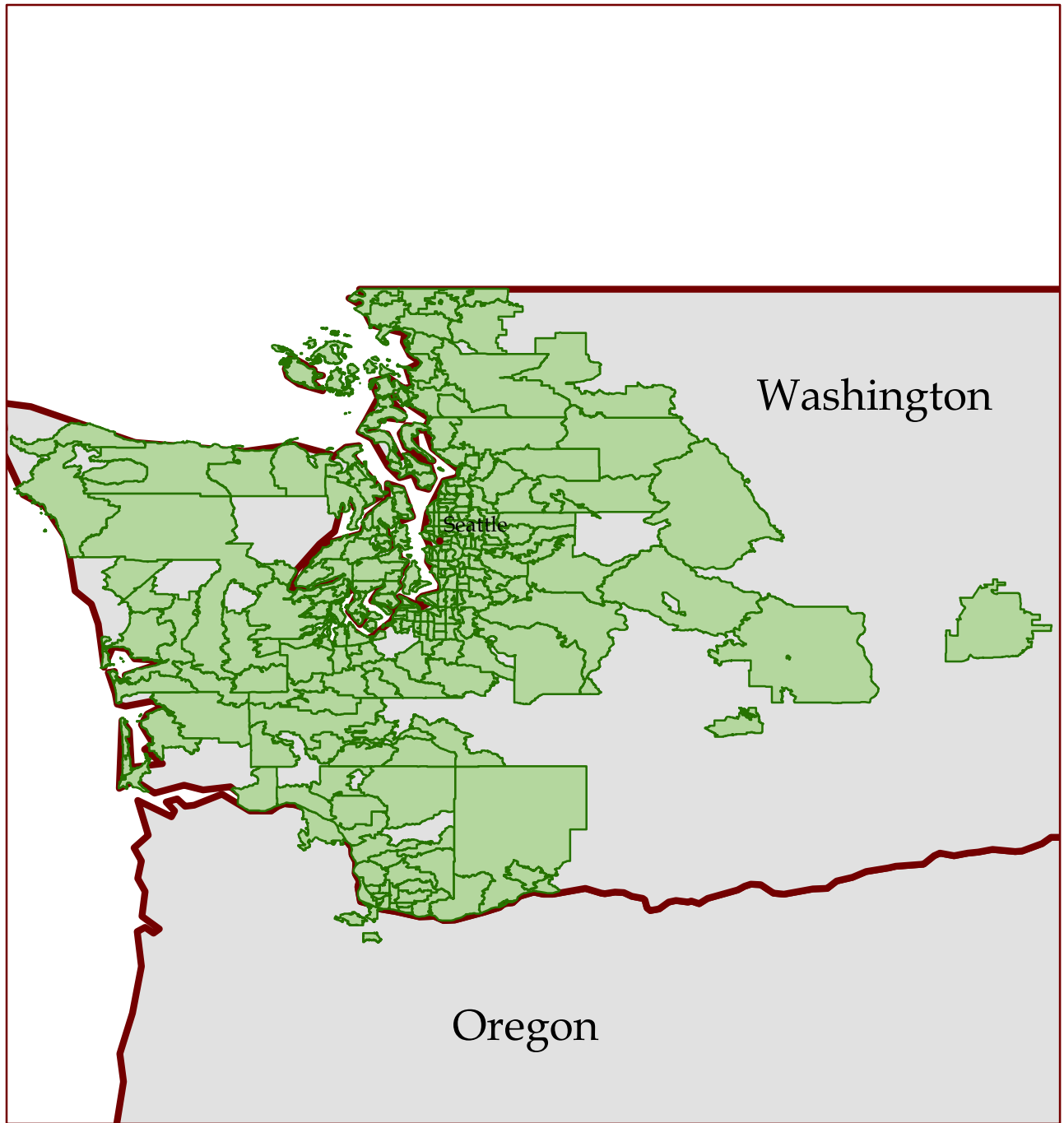
13. Council Audit Statement

Circulation Verification Council (CVC) reviewed the printing, distribution, circulation, technology, and general business records of this publication for the purpose of compiling this information. The review was completed using Council audit procedures considered necessary under the circumstances of the audit in compliance with CVC Rules and Regulations. In our opinion, this report fairly and accurately represents the publication's printing, distribution, circulation, and technology reporting, if applicable, for the period indicated. The publication has sworn that the information presented for this audit reporting is accurate and supplied CVC with general business records substantiating the information under audit review. This report is released subject to the provisions of the CVC Rules & Regulations which are hereby incorporated by reference. CVC Rules & Regulations may be amended from time to time without notice at the sole discretion of CVC. In no event shall CVC be liable for indirect, incidental, consequential, special, or punitive damages, or damages for lost profits, lost income, or lost savings arising by negligence, intended conduct, breach of contract, or otherwise. CVC reports and data are released for the sole use of advertising purchase evaluations and any use for valuations or determination of value is strictly prohibited. CVC reports may not be used for USPS requestor or other permit qualifications. This report is subject to copyright laws and may only be reproduced by the publisher.





www.cvcaudit.com

The current status of this report expires December 31, 2018.
 If this report is presented after December 31, 2018 please call the toll-free number listed below.



Northwest Catholic
Seattle, Washington
01-3755

Key to Features

-  State Boundary
-  ZIP Code Boundary

