

Audit Period: October 1, 2017 - September 30, 2018

**NORTHWEST
CATHOLIC**

710 9th Avenue
Seattle, WA 98104
(206) 382-4850
(206) 382-3487 FAX

EMAIL: advertising@seattlearch.org
www.nwcatholic.org

1. Audited Media Platforms

Print Publication:	Average Net Circulation:	122,251 (Print Edition)
Mobile App:	Average Mobile App Subscribers:	5,957
Website:	Average Website Unique Users:	17,848
Social Media:	Average Facebook Likes:	4,128
	Average Twitter Followers:	1,337
	Average Instagram Followers:	632
E-Newsletters:	Average E-Newsletter Subscribers:	1,899

2. Publication Information

Number of Editions:	One
Format / Average Page Count:	Magazine / 32 Pages
Circulation Cycle:	Monthly
Ownership:	Archdiocese of Seattle
Year Established:	2013
Publication Type:	Magazine
	1% Controlled / <1% Paid / 99% Sponsor Paid
Content:	25% Advertising / 75% Editorial
Primary Delivery Methods:	99% Mail / 1% Controlled Bulk & Single Copy
Annual Mail Subscription Rate:	\$30.00
Cover Price:	\$3.00
Insert Zoning Available:	No
CVC Member Number:	01-3755
DMA/MSA/CBSA:	Seattle, WA / Seattle--Tacoma--Bremerton, WA / Seattle-Tacoma-Bellevue, WA
Audit Funded By:	Publisher

3. Rate Card and Mechanical Data

Rate Card Effective Date:	January 1, 2016
Mechanical Data:	Four (4) columns X 9.75" column depth Full page: 7.375" wide X 9.75" depth.
Open Rate:	Local: \$5,000.00 Full Page - \$535.00 Guide National: \$5,000.00 Full Page - \$535.00 Guide
Insert Open Rate:	Contact Publisher
Classified Rate:	Online - Only - \$0.60 per word
Deadline Day & Time:	Monthly by 5 PM

Additional rates may be available from the publisher.

4. Contact Information

Publisher:	Keri Hake	EMAIL: advertising@seattlearch.org
Advertising:	Keri Hake	EMAIL: advertising@seattlearch.org
Circulation:	Keri Hake	EMAIL: advertising@seattlearch.org



www.cvcaudit.com

5. Audited Circulation, Distribution and Net Press Averages - Print Edition

CVC Account Number: 01-3755	Monthly	Northwest Catholic Seattle, WA
Audit Period Summary		
Average Net Circulation	(5-H)	122,251
Average Gross Distribution	(5-F)	122,251
Average Net Press Run	(5-A)	122,293
Audit Period Detail		
A. Average Net Press Run		122,293
B. Office / File		42
C. Controlled Distribution		
1. Carrier Delivery		0
2. Bulk Delivery / Demand Distribution		1,568
3. Mail		0
4. Requestor Mail		0
5. Waiting Rooms		0
6. Hotels		0
7. Events, Fairs, Festivals and Trade Shows		0
8. Education		0
9. Restock & Office Service		0
Total Average Controlled Distribution		1,568
Controlled Returns		(0)
TOTAL AVERAGE CONTROLLED CIRCULATION		1,568
D. Paid Distribution		
1. Carrier Delivery		0
2. Single Copy		0
3. Mail		44
4. Waiting Room		0
5. Restock & Office Service		14
Total Average Paid Distribution		58
Paid Returns		(0)
TOTAL AVERAGE PAID CIRCULATION		58
E. Sponsored / Voluntary Paid Distribution		
1. Carrier Delivery		0
2. Single Copy		0
3. Mail		120,330
4. Waiting Rooms		0
5. Education		17
6. Restock & Office Service		142
7. Other: Sponsored Bulk		136
Total Average Sponsored Distribution		120,625
Sponsored Returns		(0)
TOTAL AVERAGE SPONSORED CIRCULATION		120,625
F. Average Gross Distribution		122,251
G. Total Unclaimed / Returns		(0)*
H. Average Net Circulation		122,251

Explanatory – Print

PARAGRAPH FIVE AUDIT PERIOD SUMMARY

AVERAGE NET CIRCULATION: Average net circulation based on quarterly averages for the audit period indicated. (Total of controlled distribution (C), paid distribution (D), and sponsored distribution (E) minus unclaimed / return (G)). See audit period detail (H).

AVERAGE GROSS DISTRIBUTION: Average gross distribution based on quarterly averages for the audit period indicated. (Total of controlled distribution (A), paid distribution (B), and sponsored distribution (C)). See audit period detail (F).

NET PRESS RUN: Average net press run based on quarterly averages during the audit period indicated. The net press run average does not include press waste, or start-up copies. See audit period detail (A).

AUDIT PERIOD DETAIL

A. 1. NET PRESS RUN: Average net press run based on quarterly averages during the audit period indicated. The net press run average does not include press waste, or start-up copies.

B. 1. OFFICE / FILE: Undistributed editions maintained by the publisher for office purposes. Office / File editions do not qualify as controlled, paid, or sponsored distribution.

C. CONTROLLED DISTRIBUTION (NON-PAID): Editions distributed by the publisher free of charge.

1. CARRIER DELIVERY: Editions delivered by private carrier to single family residences, and/or multi-family residences, and/or businesses.

2. CONTROLLED BULK / DEMAND DISTRIBUTION: Editions distributed to newsracks, newsstands, and/or area retail businesses and available to individual readers. Subject to paragraph 5G returns.

3. MAIL: Editions delivered by United States Postal Service mail to single family residences, and/or multi-family residences, and/or businesses, and/or post office boxes.

4. REQUESTOR MAIL: Editions delivered on a requestor basis by United States Postal Service mail to single family residences, and/or multi-family residences, and/or businesses, and/or post office boxes. Qualified requestor circulation and other mail permit qualifications are audited by the United States Postal Service and not determined by CVC.

5. CONTROLLED WAITING ROOMS: Editions delivered to the waiting areas of local business and office buildings, including, but not limited to salons, medical and professional offices.

6. CONTROLLED HOTELS: Editions distributed to area hotels and available to individual readers. Subject to paragraph 5G returns.

7. EVENTS, FAIRS, FESTIVALS and TRADE SHOWS: Editions distributed to attendees and members of conventions, local fairs, festivals, trade shows and available to individual readers. Subject to paragraph 5G returns.

8. CONTROLLED EDUCATION: Editions distributed to area schools or educational institutions and available to individual readers. Subject to paragraph 5G returns.

9. RESTOCK / OFFICE SERVICE: Editions maintained and distributed by the publisher for restock of newsracks, newsstands, area retail businesses, office deliveries, and advertising purposes during the edition cycle. Subject to paragraph 5G returns.

CONTROLLED RETURNS: Edition distributed in the controlled distribution category, returned to the publisher unclaimed during the edition cycle *(See paragraph 11 for CVC return/unclaimed confirmation.) Publications with greater than 25% returnable source distribution must report returns or unclaimed copies to qualify for net circulation reporting.

D. PAID DISTRIBUTION: Editions distributed by the publisher through paid subscription or other monetary exchange with individual readers.

1. CARRIER DELIVERY: See C1 for explanation of carrier home delivery. See paragraph 12 for paid reporting analysis.

2. SINGLE COPY: Editions distributed to newsracks, newsstands, and/or area retail businesses and available to individual readers. Subject to paragraph 5G returns. See paragraph 12 for paid reporting analysis.

3. MAIL: See C3 for explanation of mail distribution. See paragraph 12 for paid reporting analysis.

4. PAID WAITING ROOMS: See C5 for explanation of waiting room distribution.

5. PAID HOTELS: See C6 for explanation of hotel distribution.

6. PAID EDUCATION: See C8 for explanation of educational copy distribution.

7. RESTOCK / OFFICE SERVICE: See C9 for explanation of restock and office distribution.

PAID RETURNS: See section C: controlled returns for explanation of returns reporting. *(See paragraph 11 for CVC return/unclaimed confirmation.)

E. SPONSORED / VOLUNTARY PAID DISTRIBUTION: Editions distributed by the publisher that are sponsored by a third party monetary exchange or voluntary reader payment system.

1. CARRIER DELIVERY: See C1 for explanation of carrier home delivery.

2. SINGLE COPY: Editions distributed to newsracks, newsstands, and/or area retail businesses and available to individual readers on a sponsored or voluntary pay basis. Subject to paragraph 5G returns.

3. MAIL: See C3 for explanation of mail distribution.

4. SPONSORED WAITING ROOMS: See C5 for explanation of waiting room distribution.

5. SPONSORED EDUCATION: See C8 for explanation of educational copy distribution.

6. RESTOCK / OFFICE SERVICE: See C9 for explanation of restock and office distribution.

SPONSORED RETURNS: See section C: controlled returns for explanation of returns reporting *(See paragraph 11 for CVC return/unclaimed confirmation.)

F. AVERAGE GROSS DISTRIBUTION: Average gross distribution based on quarterly averages for the audit period indicated. Total of controlled distribution (A), paid distribution (B), and sponsored distribution (C).

G. TOTAL UNCLAIMED / RETURNS: Distributed editions returned to the publisher unsold and/or unclaimed during the edition cycle. *(See paragraph 11 for CVC return/unclaimed confirmation.)

H. AVERAGE NET CIRCULATION: Average net circulation for the audit period indicated. Total of controlled distribution (C), paid distribution (D), and sponsored distribution (E) minus unclaimed / return (G).

6A. Audited Average Website Reporting - www.nwcatholic.org

	Monthly Audit Period Average
Website Unique Users	17,848
Website Sessions	21,320
Website Page Views	35,443
Pages Per Visit	1.66
Average Time Spent on Website	00:00:58

Explanatory – Website

PARAGRAPH SIX (A)

UNIQUE USERS: A unique user to a website where the user registers or where the user is identified or marked by a cookie, IP address, or other ID that is attached to the browser within the defined cycle. Limitations apply to the measurement of unique users. Please see CVC Rules & Regulations for further information.

SESSIONS: The total number of sessions, expressed as a monthly average, to a publication’s website regardless of unique status, as expressed above.

PAGE VIEWS: The transmittal of a full page contained within the website to the user’s browser.

PAGES PER VISIT: The average number of page views per session, expressed as a monthly average.

AVG. TIME SPENT: The average amount of time spent on a website during a single visit, expressed in hours, minutes and seconds.

6B. Audited Mobile/Digital Edition Reporting

	Monthly Audit Period Average
Mobile App Subscribers	5,957

Explanatory – Digital Edition

PARAGRAPH SIX (B)

MOBILE APP: Subscribers to a mobile app version of the publication. Subscriptions, unless expressed here, may be part of a print subscription package or a stand-alone digital subscription. Please see CVC Rules & Regulations for further information.

6C. Text Media - Not Reported

6D. Social Media

Social Media Source	Average Media Usage	September 2018
www.facebook.com/NorthwestCatholic	4,128 Likes	4,339 Likes
Twitter - @nwestcatholic	1,337 Followers	1,373 Followers
Instagram.com/northwestcatholic	632 Followers	831 Followers

Explanatory – Social Media

PARAGRAPH SIX (D)

FACEBOOK LIKES: The average number of likes as expressed by followers of the Facebook page. Information sourced at regular intervals from the publications page on Facebook.com or third party measurement sources.

TWITTER FOLLOWERS: The average number of followers as expressed by members of the Twitter community. Information sourced at regular intervals from the publications page on Twitter.com or third party measurement sources.

INSTAGRAM FOLLOWERS: The average number of followers as expressed by members of the Instagram community. Information sourced at regular intervals from the publications page on Instagram.com or third party measurement sources.

6E. Email Media

Media Type	Database Recipients
Non-Subscriber Email Opt-In Database	1,899

Explanatory – Email Media, E-Newsletters & E-Blasts

PARAGRAPH SIX (E)

NON-SUBSCRIBER EMAIL OPT-IN DATABASE: Subscribers who have provided email contact data to receive newsletters, special content, special offers, coupons or redemption codes for use within a specified period of time, and are sourced through third party efforts such as trade shows, opt-in email newsletters or surveys.

6F. Video & Podcast Media - Not Reported



7. Average Print Circulation History

YEAR	AUDIT SOURCE	Q1	Q2	Q3	Q4
01/01/18-12/31/18	CVC	121,480	121,668	122,916	-
01/01/17-12/31/17	CVC	124,493	124,382	124,000	122,940
01/01/16-12/31/16	CVC	123,041	127,685	126,539	126,539
01/01/15-12/31/15	CVC	120,347	122,337	124,555	123,084
04/01/14-12/31/14	CVC	-	122,545	122,274	120,791

8. Distribution by Zip Code (September 2018 Edition) Monthly

ZIP CODE	CITY / AREA	COUNTY	STATE	CARRIER DELIVERY	CONTROLLED BULK / SINGLE COPY	MAIL	OFFICE / RESTOCK	TOTAL
97048	Rainier	Columbia	OR	0	0	10	0	10
97217	Portland	Multnomah	OR	0	0	10	0	10
97219	Portland	Multnomah	OR	0	0	10	0	10
98001	Auburn	King	WA	0	0	759	0	759
98002	Auburn	King	WA	0	0	637	0	637
98003	Federal Way	King	WA	0	0	1,046	0	1,046
98004	Bellevue	King	WA	0	0	899	0	899
98005	Bellevue	King	WA	0	0	415	0	415
98006	Bellevue	King	WA	0	0	1,134	0	1,134
98007	Bellevue	King	WA	0	0	489	0	489
98008	Bellevue	King	WA	0	0	733	0	733
98009	Bellevue	King	WA	0	0	52	0	52
98010	Black Diamond	King	WA	0	0	107	0	107
98011	Bothell	King	WA	0	0	663	0	663
98012	Bothell	Snohomish	WA	0	0	1,338	0	1,338
98014	Carnation	King	WA	0	0	159	0	159
98015	Bellevue	King	WA	0	0	23	0	23
98019	Duvall	King	WA	0	0	339	0	339
98020	Edmonds	Snohomish	WA	0	0	839	0	839
98021	Bothell	Snohomish	WA	0	0	729	0	729
98022	Enumclaw	King	WA	0	0	480	0	480
98023	Federal Way	King	WA	0	0	1,370	0	1,370
98024	Fall City	King	WA	0	0	120	0	120
98025	Hobart	King	WA	0	0	15	0	15
98026	Edmonds	Snohomish	WA	0	0	1,053	0	1,053
98027	Issaquah	King	WA	0	0	856	0	856
98028	Kenmore	King	WA	0	0	499	0	499
98029	Issaquah	King	WA	0	0	752	0	752
98030	Kent	King	WA	0	0	657	0	657
98031	Kent	King	WA	0	0	1,008	0	1,008
98032	Kent	King	WA	0	0	719	0	719
98033	Kirkland	King	WA	0	0	1,064	0	1,064
98034	Kirkland	King	WA	0	0	1,035	0	1,035
98035	Kent	King	WA	0	0	12	0	12
98036	Lynnwood	Snohomish	WA	0	0	1,093	0	1,093
98037	Lynnwood	Snohomish	WA	0	0	815	0	815
98038	Maple Valley	King	WA	0	0	712	0	712
98039	Medina	King	WA	0	0	132	0	132

8. Distribution by Zip Code (September 2018 Edition) Monthly (continued)

ZIP CODE	CITY / AREA	COUNTY	STATE	CARRIER DELIVERY	CONTROLLED BULK / SINGLE COPY	MAIL	OFFICE / RESTOCK	TOTAL
98040	Mercer Island	King	WA	0	0	909	0	909
98041	Bothell	King	WA	0	0	16	0	16
98042	Covington	King	WA	0	0	1,068	0	1,068
98043	Mountlake Terrace	Snohomish	WA	0	0	594	0	594
98045	North Bend	King	WA	0	0	370	0	370
98046	Lynnwood	Snohomish	WA	0	0	48	0	48
98047	Pacific	King	WA	0	0	105	0	105
98050	Preston	King	WA	0	0	13	0	13
98051	Ravensdale	King	WA	0	0	54	0	54
98052	Redmond	King	WA	0	0	1,342	0	1,342
98053	Redmond	King	WA	0	0	528	0	528
98055	Renton	King	WA	0	0	584	0	584
98056	Renton	King	WA	0	0	840	0	840
98057	Renton	King	WA	0	0	282	0	282
98058	Renton	King	WA	0	0	1,232	0	1,232
98059	Newcastle	King	WA	0	0	990	0	990
98061	Rollingbay	Kitsap	WA	0	0	11	0	11
98062	Seahurst	King	WA	0	0	49	0	49
98063	Federal Way	King	WA	0	0	37	0	37
98064	Kent	King	WA	0	0	14	0	14
98065	Snoqualmie	King	WA	0	0	431	0	431
98070	Vashon	King	WA	0	0	192	0	192
98071	Auburn	King	WA	0	0	31	0	31
98072	Woodinville	King	WA	0	0	658	0	658
98073	Redmond	King	WA	0	0	21	0	21
98074	Sammamish	King	WA	0	0	880	0	880
98075	Sammamish	King	WA	0	0	778	0	778
98077	Woodinville	King	WA	0	0	389	0	389
98082	Mill Creek	Snohomish	WA	0	0	48	0	48
98083	Kirkland	King	WA	0	0	36	0	36
98087	Lynnwood	Snohomish	WA	0	0	721	0	721
98092	Auburn	King	WA	0	0	872	0	872
98093	Federal Way	King	WA	0	0	44	0	44
98101	Seattle	King	WA	0	0	167	0	167
98102	Seattle	King	WA	0	0	277	0	277
98103	Seattle	King	WA	0	0	888	0	888
98104	Seattle	King	WA	0	0	208	0	208
98105	Seattle	King	WA	0	0	724	0	724
98106	Seattle	King	WA	0	0	581	0	581
98107	Seattle	King	WA	0	0	398	0	398
98108	Seattle	King	WA	0	0	682	0	682
98109	Seattle	King	WA	0	0	424	0	424
98110	Bainbridge Island	Kitsap	WA	0	0	657	0	657
98111	Seattle	King	WA	0	0	25	0	25
98112	Seattle	King	WA	0	0	679	0	679
98115	Seattle	King	WA	0	0	1,592	0	1,592



8. Distribution by Zip Code (September 2018 Edition) Monthly (continued)

ZIP CODE	CITY / AREA	COUNTY	STATE	CARRIER DELIVERY	CONTROLLED BULK / SINGLE COPY	MAIL	OFFICE / RESTOCK	TOTAL
98116	Seattle	King	WA	0	0	1,032	0	1,032
98117	Seattle	King	WA	0	0	795	0	795
98118	Seattle	King	WA	0	0	1,198	0	1,198
98119	Seattle	King	WA	0	0	428	0	428
98121	Seattle	King	WA	0	0	137	0	137
98122	Seattle	King	WA	0	0	369	0	369
98124	Seattle	King	WA	0	0	12	0	12
98125	Seattle	King	WA	0	0	1,012	0	1,012
98126	Seattle	King	WA	0	0	661	0	661
98127	Seattle	King	WA	0	0	14	0	14
98133	Seattle	King	WA	0	0	1,264	0	1,264
98134	Seattle	King	WA	0	0	14	0	14
98136	Seattle	King	WA	0	0	606	0	606
98139	Seattle	King	WA	0	0	24	0	24
98144	Seattle	King	WA	0	0	692	0	692
98145	Seattle	King	WA	0	0	12	0	12
98146	Seattle	King	WA	0	0	933	0	933
98148	Seattle	King	WA	0	0	257	0	257
98155	Seattle	King	WA	0	0	825	0	825
98165	Seattle	King	WA	0	0	14	0	14
98166	Seattle	King	WA	0	0	1,058	0	1,058
98168	Seattle	King	WA	0	0	860	0	860
98175	Seattle	King	WA	0	0	11	0	11
98177	Seattle	King	WA	0	0	816	0	816
98178	Seattle	King	WA	0	0	744	0	744
98188	Seattle	King	WA	0	0	451	0	451
98198	Des Moines	King	WA	0	0	948	0	948
98199	Seattle	King	WA	0	0	108	0	108
98201	Everett	Snohomish	WA	0	0	587	0	587
98203	Everett	Snohomish	WA	0	0	905	0	905
98204	Everett	Snohomish	WA	0	0	798	0	798
98206	Everett	Snohomish	WA	0	0	35	0	35
98208	Everett	Snohomish	WA	0	0	1,405	0	1,405
98213	Everett	Snohomish	WA	0	0	17	0	17
98221	Anacortes	Skagit	WA	0	0	517	0	517
98223	Arlington	Snohomish	WA	0	0	594	0	594
98225	Bellingham	Whatcom	WA	0	0	505	0	505
98226	Bellingham	Whatcom	WA	0	0	729	0	729
98227	Bellingham	Whatcom	WA	0	0	32	0	32
98228	Bellingham	Whatcom	WA	0	0	33	0	33
98229	Bellingham	Whatcom	WA	0	0	493	0	493
98230	Blaine	Whatcom	WA	0	0	202	0	202
98231	Blaine	Whatcom	WA	0	0	18	0	18
98232	Bow	Skagit	WA	0	0	93	0	93
98233	Burlington	Skagit	WA	0	0	461	0	461
98236	Clinton	Island	WA	0	0	85	0	85

8. Distribution by Zip Code (September 2018 Edition) Monthly (continued)

ZIP CODE	CITY / AREA	COUNTY	STATE	CARRIER DELIVERY	CONTROLLED BULK / SINGLE COPY	MAIL	OFFICE / RESTOCK	TOTAL
98237	Concrete	Skagit	WA	0	0	28	0	28
98239	Coupeville	Island	WA	0	0	165	0	165
98240	Custer	Whatcom	WA	0	0	34	0	34
98241	Darrington	Snohomish	WA	0	0	18	0	18
98244	Deming	Whatcom	WA	0	0	48	0	48
98245	Eastsound	San Juan	WA	0	0	28	0	28
98247	Everson	Whatcom	WA	0	0	120	0	120
98248	Ferndale	Whatcom	WA	0	0	336	0	336
98249	Freeland	Island	WA	0	0	80	0	80
98250	Friday Harbor	San Juan	WA	0	0	115	0	115
98251	Gold Bar	Snohomish	WA	0	0	42	0	42
98252	Granite Falls	Snohomish	WA	0	0	102	0	102
98253	Greenbank	Island	WA	0	0	33	0	33
98257	La Conner	Skagit	WA	0	0	83	0	83
98258	Lake Stevens	Snohomish	WA	0	0	815	0	815
98260	Langley	Island	WA	0	0	84	0	84
98261	Lopez Island	San Juan	WA	0	0	30	0	30
98264	Lynden	Whatcom	WA	0	0	290	0	290
98266	Maple Falls	Whatcom	WA	0	0	20	0	20
98270	Marysville	Snohomish	WA	0	0	1,043	0	1,043
98271	Marysville	Snohomish	WA	0	0	478	0	478
98272	Monroe	Snohomish	WA	0	0	657	0	657
98273	Mount Vernon	Skagit	WA	0	0	1,076	0	1,076
98274	Mount Vernon	Skagit	WA	0	0	586	0	586
98275	Mukilteo	Snohomish	WA	0	0	607	0	607
98276	Nooksack	Whatcom	WA	0	0	29	0	29
98277	Oak Harbor	Island	WA	0	0	863	0	863
98282	Camano Island	Island	WA	0	0	294	0	294
98284	Sedro Woolley	Skagit	WA	0	0	327	0	327
98290	Snohomish	Snohomish	WA	0	0	684	0	684
98291	Snohomish	Snohomish	WA	0	0	25	0	25
98292	Stanwood	Snohomish	WA	0	0	413	0	413
98294	Sultan	Snohomish	WA	0	0	86	0	86
98295	Sumas	Whatcom	WA	0	0	25	0	25
98296	Snohomish	Snohomish	WA	0	0	591	0	591
98303	Anderson Island	Pierce	WA	0	0	14	0	14
98310	Bremerton	Kitsap	WA	0	0	453	0	453
98311	Bremerton	Kitsap	WA	0	0	706	0	706
98312	Bremerton	Kitsap	WA	0	0	455	0	455
98321	Buckley	Pierce	WA	0	0	200	0	200
98322	Burley	Kitsap	WA	0	0	18	0	18
98324	Carlsborg	Clallam	WA	0	0	23	0	23
98325	Chimacum	Jefferson	WA	0	0	30	0	30
98326	Clallam Bay	Clallam	WA	0	0	10	0	10
98327	Dupont	Pierce	WA	0	0	155	0	155
98328	Eatonville	Pierce	WA	0	0	105	0	105



8. Distribution by Zip Code (September 2018 Edition) Monthly (continued)

ZIP CODE	CITY / AREA	COUNTY	STATE	CARRIER DELIVERY	CONTROLLED BULK / SINGLE COPY	MAIL	OFFICE / RESTOCK	TOTAL
98329	Gig Harbor	Pierce	WA	0	0	86	0	86
98331	Forks	Clallam	WA	0	0	81	0	81
98332	Gig Harbor	Pierce	WA	0	0	459	0	459
98333	Fox Island	Pierce	WA	0	0	84	0	84
98335	Gig Harbor	Pierce	WA	0	0	676	0	676
98337	Bremerton	Kitsap	WA	0	0	130	0	130
98338	Graham	Pierce	WA	0	0	346	0	346
98339	Port Hadlock	Jefferson	WA	0	0	35	0	35
98340	Hansville	Kitsap	WA	0	0	43	0	43
98342	Indianola	Kitsap	WA	0	0	26	0	26
98345	Keyport	Kitsap	WA	0	0	15	0	15
98346	Kingston	Kitsap	WA	0	0	133	0	133
98349	Lakebay	Pierce	WA	0	0	42	0	42
98351	Longbranch	Pierce	WA	0	0	10	0	10
98353	Manchester	Kitsap	WA	0	0	36	0	36
98354	Milton	Pierce	WA	0	0	177	0	177
98356	Morton	Lewis	WA	0	0	20	0	20
98359	Olalla	Kitsap	WA	0	0	67	0	67
98360	Orting	Pierce	WA	0	0	162	0	162
98362	Port Angeles	Clallam	WA	0	0	461	0	461
98363	Port Angeles	Clallam	WA	0	0	219	0	219
98365	Port Ludlow	Jefferson	WA	0	0	78	0	78
98366	Port Orchard	Kitsap	WA	0	0	574	0	574
98367	Port Orchard	Kitsap	WA	0	0	464	0	464
98368	Port Townsend	Jefferson	WA	0	0	196	0	196
98370	Poulsbo	Kitsap	WA	0	0	586	0	586
98371	Puyallup	Pierce	WA	0	0	596	0	596
98372	Edgewood	Pierce	WA	0	0	479	0	479
98373	Puyallup	Pierce	WA	0	0	440	0	440
98374	Puyallup	Pierce	WA	0	0	844	0	844
98375	Puyallup	Pierce	WA	0	0	568	0	568
98376	Quilcene	Jefferson	WA	0	0	16	0	16
98380	Seabeck	Kitsap	WA	0	0	73	0	73
98382	Sequim	Clallam	WA	0	0	641	0	641
98383	Silverdale	Kitsap	WA	0	0	510	0	510
98384	South Colby	Kitsap	WA	0	0	18	0	18
98387	Spanaway	Pierce	WA	0	0	794	0	794
98388	Steilacoom	Pierce	WA	0	0	203	0	203
98390	Sumner	Pierce	WA	0	0	308	0	308
98391	Bonney Lake	Pierce	WA	0	0	746	0	746
98392	Suquamish	Kitsap	WA	0	0	35	0	35
98393	Tracyton	Kitsap	WA	0	0	37	0	37
98394	Vaughn	Pierce	WA	0	0	25	0	25
98395	Wauna	Pierce	WA	0	0	13	0	13
98401	Tacoma	Pierce	WA	0	0	17	0	17
98402	Tacoma	Pierce	WA	0	0	77	0	77

8. Distribution by Zip Code (September 2018 Edition) Monthly (continued)

ZIP CODE	CITY / AREA	COUNTY	STATE	CARRIER DELIVERY	CONTROLLED BULK / SINGLE COPY	MAIL	OFFICE / RESTOCK	TOTAL
98403	Tacoma	Pierce	WA	0	0	216	0	216
98404	Tacoma	Pierce	WA	0	0	669	0	669
98405	Tacoma	Pierce	WA	0	0	359	0	359
98406	Tacoma	Pierce	WA	0	0	619	0	619
98407	Ruston	Pierce	WA	0	0	590	0	590
98408	Tacoma	Pierce	WA	0	0	318	0	318
98409	Tacoma	Pierce	WA	0	0	301	0	301
98411	Tacoma	Pierce	WA	0	0	11	0	11
98417	Tacoma	Pierce	WA	0	0	26	0	26
98418	Tacoma	Pierce	WA	0	0	147	0	147
98422	Tacoma	Pierce	WA	0	0	583	0	583
98424	Fife	Pierce	WA	0	0	279	0	279
98439	Lakewood	Pierce	WA	0	0	21	0	21
98443	Tacoma	Pierce	WA	0	0	116	0	116
98444	Tacoma	Pierce	WA	0	0	481	0	481
98445	Tacoma	Pierce	WA	0	0	575	0	575
98446	Tacoma	Pierce	WA	0	0	185	0	185
98448	Tacoma	Pierce	WA	0	0	30	0	30
98464	Tacoma	Pierce	WA	0	0	39	0	39
98465	Tacoma	Pierce	WA	0	0	228	0	228
98466	Fircrest	Pierce	WA	0	0	680	0	680
98467	University Place	Pierce	WA	0	0	394	0	394
98496	Tacoma	Pierce	WA	0	0	31	0	31
98498	Lakewood	Pierce	WA	0	0	661	0	661
98499	Lakewood	Pierce	WA	0	0	597	0	597
98501	Olympia	Thurston	WA	0	0	829	0	829
98502	Olympia	Thurston	WA	0	0	583	0	583
98503	Lacey	Thurston	WA	0	0	875	0	875
98506	Olympia	Thurston	WA	0	0	339	0	339
98507	Olympia	Thurston	WA	0	0	65	0	65
98508	Olympia	Thurston	WA	0	0	30	0	30
98509	Lacey	Thurston	WA	0	0	54	0	54
98511	Tumwater	Thurston	WA	0	0	26	0	26
98512	Olympia	Thurston	WA	0	0	404	0	404
98513	Lacey	Thurston	WA	0	0	807	0	807
98516	Olympia	Thurston	WA	0	0	564	0	564
98520	Aberdeen	Grays Harbor	WA	0	0	279	0	279
98524	Allyn	Mason	WA	0	0	57	0	57
98526	Amanda Park	Grays Harbor	WA	0	0	13	0	13
98528	Belfair	Mason	WA	0	0	187	0	187
98531	Centralia	Lewis	WA	0	0	431	0	431
98532	Chehalis	Lewis	WA	0	0	438	0	438
98537	Cosmopolis	Grays Harbor	WA	0	0	28	0	28
98541	Elma	Grays Harbor	WA	0	0	66	0	66
98542	Ethel	Lewis	WA	0	0	17	0	17
98546	Grapeview	Mason	WA	0	0	40	0	40



8. Distribution by Zip Code (September 2018 Edition) Monthly (continued)

ZIP CODE	CITY / AREA	COUNTY	STATE	CARRIER DELIVERY	CONTROLLED BULK / SINGLE COPY	MAIL	OFFICE / RESTOCK	TOTAL
98547	Grayland	Grays Harbor	WA	0	0	10	0	10
98548	Hoodsport	Mason	WA	0	0	26	0	26
98550	Hoquiam	Grays Harbor	WA	0	0	121	0	121
98552	Humtulsips	Grays Harbor	WA	0	0	10	0	10
98557	McCleary	Grays Harbor	WA	0	0	18	0	18
98558	Mc Kenna	Pierce	WA	0	0	22	0	22
98563	Montesano	Grays Harbor	WA	0	0	103	0	103
98564	Mossyrock	Lewis	WA	0	0	41	0	41
98565	Napavine	Lewis	WA	0	0	17	0	17
98568	Oakville	Grays Harbor	WA	0	0	14	0	14
98569	Ocean Shores	Grays Harbor	WA	0	0	89	0	89
98570	Onalaska	Lewis	WA	0	0	45	0	45
98572	Pe Ell	Lewis	WA	0	0	13	0	13
98576	Rainier	Thurston	WA	0	0	32	0	32
98577	Raymond	Pacific	WA	0	0	91	0	91
98579	Rochester	Thurston	WA	0	0	120	0	120
98580	Roy	Pierce	WA	0	0	97	0	97
98584	Shelton	Mason	WA	0	0	749	0	749
98585	Silver Creek	Lewis	WA	0	0	17	0	17
98586	South Bend	Pacific	WA	0	0	20	0	20
98588	Tahuya	Mason	WA	0	0	15	0	15
98589	Tenino	Thurston	WA	0	0	81	0	81
98591	Toledo	Lewis	WA	0	0	58	0	58
98592	Union	Mason	WA	0	0	45	0	45
98595	Westport	Grays Harbor	WA	0	0	27	0	27
98596	Winlock	Lewis	WA	0	0	46	0	46
98597	Yelm	Thurston	WA	0	0	283	0	283
98601	Amboy	Clark	WA	0	0	27	0	27
98604	Battle Ground	Clark	WA	0	0	412	0	412
98606	Brush Prairie	Clark	WA	0	0	119	0	119
98607	Camas	Clark	WA	0	0	567	0	567
98610	Carson	Skamania	WA	0	0	18	0	18
98611	Castle Rock	Cowlitz	WA	0	0	98	0	98
98612	Cathlamet	Wahkiakum	WA	0	0	27	0	27
98624	Ilwaco	Pacific	WA	0	0	20	0	20
98625	Kalama	Cowlitz	WA	0	0	61	0	61
98626	Kelso	Cowlitz	WA	0	0	210	0	210
98629	La Center	Clark	WA	0	0	93	0	93
98631	Long Beach	Pacific	WA	0	0	28	0	28
98632	Longview	Cowlitz	WA	0	0	733	0	733
98640	Ocean Park	Pacific	WA	0	0	55	0	55
98642	Ridgefield	Clark	WA	0	0	334	0	334
98644	Seaview	Pacific	WA	0	0	14	0	14
98648	Stevenson	Skamania	WA	0	0	30	0	30
98649	Toutle	Cowlitz	WA	0	0	10	0	10
98660	Vancouver	Clark	WA	0	0	144	0	144

8. Distribution by Zip Code (September 2018 Edition) Monthly (continued)

ZIP CODE	CITY / AREA	COUNTY	STATE	CARRIER DELIVERY	CONTROLLED BULK / SINGLE COPY	MAIL	OFFICE / RESTOCK	TOTAL
98661	Vancouver	Clark	WA	0	0	507	0	507
98662	Vancouver	Clark	WA	0	0	360	0	360
98663	Vancouver	Clark	WA	0	0	215	0	215
98664	Vancouver	Clark	WA	0	0	383	0	383
98665	Vancouver	Clark	WA	0	0	339	0	339
98666	Vancouver	Clark	WA	0	0	17	0	17
98668	Vancouver	Clark	WA	0	0	30	0	30
98671	Washougal	Clark	WA	0	0	242	0	242
98674	Woodland	Cowlitz	WA	0	0	116	0	116
98675	Yacolt	Clark	WA	0	0	42	0	42
98682	Vancouver	Clark	WA	0	0	608	0	608
98683	Vancouver	Clark	WA	0	0	590	0	590
98684	Vancouver	Clark	WA	0	0	372	0	372
98685	Vancouver	Clark	WA	0	0	431	0	431
98686	Vancouver	Clark	WA	0	0	279	0	279
98687	Vancouver	Clark	WA	0	0	45	0	45
98826	Leavenworth	Chelan	WA	0	0	11	0	11
98837	Moses Lake	Grant	WA	0	0	18	0	18
98902	Yakima	Yakima	WA	0	0	10	0	10
98908	Yakima	Yakima	WA	0	0	13	0	13
98922	Cle Elum	Kittitas	WA	0	0	19	0	19
98926	Ellensburg	Kittitas	WA	0	0	14	0	14
99208	Spokane	Spokane	WA	0	0	10	0	10
AE	Assorted	Assorted	AE	0	0	34	0	34
AK	Assorted	Assorted	AK	0	0	12	0	12
AR	Assorted	Assorted	AR	0	0	12	0	12
AZ	Assorted	Assorted	AZ	0	0	210	0	210
CA	Assorted	Assorted	CA	0	0	167	0	167
CO	Assorted	Assorted	CO	0	0	71	0	71
CT	Assorted	Assorted	CT	0	0	18	0	18
FL	Assorted	Assorted	FL	0	0	142	0	142
GA	Assorted	Assorted	GA	0	0	46	0	46
HI	Assorted	Assorted	HI	0	0	18	0	18
IA	Assorted	Assorted	IA	0	0	12	0	12
ID	Assorted	Assorted	ID	0	0	80	0	80
IL	Assorted	Assorted	IL	0	0	59	0	59
IN	Assorted	Assorted	IN	0	0	27	0	27
KS	Assorted	Assorted	KS	0	0	24	0	24
KY	Assorted	Assorted	KY	0	0	11	0	11
LA	Assorted	Assorted	LA	0	0	25	0	25
MA	Assorted	Assorted	MA	0	0	25	0	25
MD	Assorted	Assorted	MD	0	0	40	0	40
MI	Assorted	Assorted	MI	0	0	40	0	40
MN	Assorted	Assorted	MN	0	0	28	0	28
MO	Assorted	Assorted	MO	0	0	32	0	32
MT	Assorted	Assorted	MT	0	0	54	0	54

8. Distribution by Zip Code (September 2018 Edition) Monthly (continued)

ZIP CODE	CITY / AREA	COUNTY	STATE	CARRIER DELIVERY	CONTROLLED BULK / SINGLE COPY	MAIL	OFFICE / RESTOCK	TOTAL
NC	Assorted	Assorted	NC	0	0	51	0	51
NE	Assorted	Assorted	NE	0	0	12	0	12
NJ	Assorted	Assorted	NJ	0	0	23	0	23
NM	Assorted	Assorted	NM	0	0	21	0	21
NV	Assorted	Assorted	NV	0	0	79	0	79
NY	Assorted	Assorted	NY	0	0	49	0	49
OH	Assorted	Assorted	OH	0	0	53	0	53
OK	Assorted	Assorted	OK	0	0	20	0	20
OR	Assorted	Assorted	OR	0	0	261	0	261
PA	Assorted	Assorted	PA	0	0	50	0	50
SC	Assorted	Assorted	SC	0	0	24	0	24
SD	Assorted	Assorted	SD	0	0	11	0	11
TN	Assorted	Assorted	TN	0	0	32	0	32
TX	Assorted	Assorted	TX	0	0	199	0	199
UT	Assorted	Assorted	UT	0	0	27	0	27
VA	Assorted	Assorted	VA	0	0	69	0	69
WA	Assorted	Assorted	WA	0	0	1,451	0	1,451
WI	Assorted	Assorted	WI	0	0	28	0	28
Misc.	Assorted	Assorted	-	0	1,747	59	129	1,935
TOTAL				0	1,747	119,021	129	120,897

9. Distribution by County (September 2018 Edition) Monthly

COUNTY	CITY / AREA	STATE	CARRIER DELIVERY	CONTROLLED BULK / SINGLE COPY	MAIL	OFFICE / RESTOCK	TOTAL
Chelan	Leavenworth	WA	0	0	11	0	11
Clallam	Carlsborg Clallam Bay Forks Port Angeles Sequim	WA	0	0	1,435	0	1,435
Clark	Amboy Battle Ground Brush Prairie Camas La Center Ridgefield Vancouver Washougal Yacolt	WA	0	0	6,156	0	6,156
Columbia	Rainier	OR	0	0	10	0	10
Cowlitz	Castle Rock Kalama Kelso Longview Toutle Woodland	WA	0	0	1,228	0	1,228
Grant	Moses Lake	WA	0	0	18	0	18

9. Distribution by County (September 2018 Edition) Monthly (continued)

COUNTY	CITY / AREA	STATE	CARRIER DELIVERY	CONTROLLED BULK / SINGLE COPY	MAIL	OFFICE / RESTOCK	TOTAL
Grays Harbor	Aberdeen Amanda Park Cosmopolis Elma Grayland Hoquiam Humptulips McCleary Montesano Oakville Ocean Shores Westport	WA	0	0	778	0	778
Island	Camano Island Clinton Coupeville Freeland Greenbank Langley Oak Harbor	WA	0	0	1,604	0	1,604
Jefferson	Chimacum Port Hadlock Port Ludlow Port Townsend Quilcene	WA	0	0	355	0	355
King	Auburn Bellevue Black Diamond Bothell Carnation Covington Des Moines Duvall Enumclaw Fall City Federal Way Hobart Issaquah Kenmore Kent Kirkland Maple Valley Medina Mercer Island Newcastle North Bend Pacific Preston Ravensdale Redmond Renton Sammamish Seahurst Seattle Snoqualmie Vashon Woodinville	WA	0	0	51,591	0	51,591

9. Distribution by County (September 2018 Edition) Monthly (continued)

COUNTY	CITY / AREA	STATE	CARRIER DELIVERY	CONTROLLED BULK / SINGLE COPY	MAIL	OFFICE / RESTOCK	TOTAL
Kitsap	Bainbridge Island	WA	0	0	5,047	0	5,047
	Bremerton						
	Burley						
	Hansville						
	Indianola						
	Keyport						
	Kingston						
	Manchester						
	Olalla						
	Port Orchard						
	Poulsbo						
	Rollingbay						
	Seabeck						
	Silverdale						
South Colby							
Suquamish							
Tracyton							
Kittitas	Cle Elum	WA	0	0	33	0	33
	Ellensburg						
Lewis	Centralia	WA	0	0	1,143	0	1,143
	Chehalis						
	Ethel						
	Morton						
	Mossyrock						
	Napavine						
	Onalaska						
	Pe Ell						
	Silver Creek						
	Toledo						
	Winlock						
Mason	Allyn	WA	0	0	1,119	0	1,119
	Belfair						
	Grapeview						
	Hoodsport						
	Shelton						
Tahuya							
Union							
Multnomah	Portland	OR	0	0	20	0	20
Pacific	Ilwaco	WA	0	0	228	0	228
	Long Beach						
	Ocean Park						
	Raymond						
	Seaview						
South Bend							

9. Distribution by County (September 2018 Edition) Monthly (continued)

COUNTY	CITY / AREA	STATE	CARRIER DELIVERY	CONTROLLED BULK / SINGLE COPY	MAIL	OFFICE / RESTOCK	TOTAL
Pierce	Anderson Island	WA	0	0	15,901	0	15,901
	Bonney Lake						
	Buckley						
	Dupont						
	Eatonville						
	Edgewood						
	Fife						
	Fircrest						
	Fox Island						
	Gig Harbor						
	Graham						
	Lakebay						
	Lakewood						
	Longbranch						
	Mc Kenna						
	Milton						
	Orting						
	Puyallup						
	Roy						
	Ruston						
Spanaway							
Steilacoom							
Sumner							
Tacoma							
University Place							
Vaughn							
Wauna							
San Juan	Eastsound	WA	0	0	173	0	173
	Friday Harbor						
	Lopez Island						
Skagit	Anacortes	WA	0	0	3,171	0	3,171
	Bow						
	Burlington						
	Concrete						
	La Conner						
	Mount Vernon						
Sedro Woolley							
Skamania	Carson	WA	0	0	48	0	48
	Stevenson						
Snohomish	Arlington	WA	0	0	17,180	0	17,180
	Bothell						
	Darrington						
	Edmonds						
	Everett						
	Gold Bar						
	Granite Falls						
	Lake Stevens						
	Lynnwood						
	Marysville						
	Mill Creek						
	Monroe						
	Mountlake Terrace						
	Mukilteo						
	Snohomish						
Stanwood							
Sultan							
Spokane	Spokane	WA	0	0	10	0	10

9. Distribution by County (September 2018 Edition) Monthly (continued)

COUNTY	CITY / AREA	STATE	CARRIER DELIVERY	CONTROLLED BULK / SINGLE COPY	MAIL	OFFICE / RESTOCK	TOTAL
Thurston	Lacey Olympia Rainier Rochester Tenino Tumwater Yelm	WA	0	0	5,092	0	5,092
Wahkiakum	Cathlamet	WA	0	0	27	0	27
Whatcom	Bellingham Blaine Custer Deming Everson Ferndale Lynden Maple Falls Nooksack Sumas	WA	0	0	2,914	0	2,914
Yakima	Yakima	WA	0	0	23	0	23
Misc.	Assorted	-	0	1,747	3,706	129	5,582
TOTAL			0	1,747	119,021	129	120,897

10. Verification of Distribution – Mail and Carrier Delivery Distribution

Northwest Catholic reported an average mail distribution of 120,374 during the audit period. Mail distribution is verified through the review of mail statements and/or additional publisher support documents. Northwest Catholic did not report carrier delivery distribution during the audit period. Carrier delivery is verified through the review of carrier statements and/or additional publisher support documents.

11. Verification of Distribution

Controlled Bulk / Demand Distribution / Single Copy

Northwest Catholic did not report significant controlled bulk / demand distribution, or single copy distribution during the audit cycle. Distribution locations received an average 1,704 copies per edition during the audit cycle.

12. Paid Reporting Analysis

CARRIER DELIVERY	Basic Rates: N/A
	AVERAGE NUMBER OF SUBSCRIPTIONS
Full Basic Rate	0
MAIL	Basic Rates: \$30.00 / 1-Year
	AVERAGE NUMBER OF SUBSCRIPTIONS
Full Basic Rate	44
Over 75% of basic rate	0
Over 50% of basic rate	0
Over 25% of basic rate	0
1%-24% of basic rate	0
Less than 1% of basic rate*	0
SPONSORED	Basic Rates: \$30.00 / 1-Year
	AVERAGE NUMBER OF SUBSCRIPTIONS
Full Basic Rate	120,330
Over 75% of basic rate	0
Over 50% of basic rate	0
Over 25% of basic rate	0
1%-24% of basic rate	0
Less than 1% of basic rate*	0
SINGLE COPY	COVER PRICE: \$3.00
	AVERAGE WHOLESALE RATE: N/A

Optional Publisher Reporting - Special Section / Special Edition Reporting

SPECIAL SECTION TITLE	DEADLINE MONTH	EDITION MONTH
Catholic Education	December	January
Senior Living	January	March
Lent/Easter	February	April
Graduation	March	May
Religious Life	April	June
In Service: Businesses in the Archdiocese & Parish Summer Mass Guide	May	July/Aug
Back to School	July	Sep
Senior Vitality	August	October
End of Life	September	November
Advent/Christmas	October	December



www.cvcaudit.com

13. Council Audit Statement

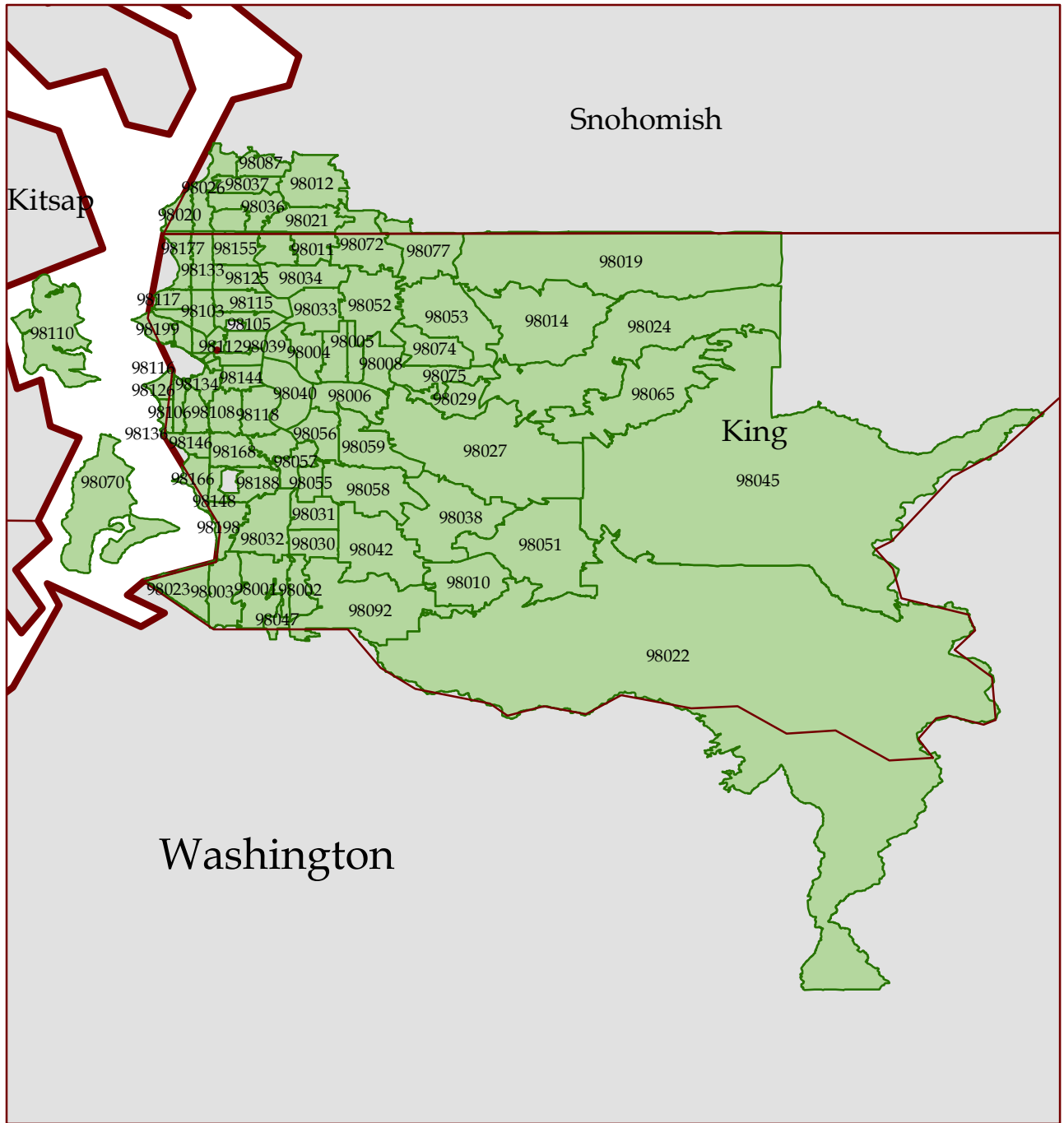
Circulation Verification Council (CVC) reviewed the printing, distribution, circulation, technology, and general business records of this publication for the purpose of compiling this information. The review was completed using Council audit procedures considered necessary under the circumstances of the audit in compliance with CVC Rules and Regulations. In our opinion, this report fairly and accurately represents the publication's printing, distribution, circulation, and technology reporting, if applicable, for the period indicated. The publication has sworn that the information presented for this audit reporting is accurate and supplied CVC with general business records substantiating the information under audit review. This report is released subject to the provisions of the CVC Rules & Regulations which are hereby incorporated by reference. CVC Rules & Regulations may be amended from time to time without notice at the sole discretion of CVC. In no event shall CVC be liable for indirect, incidental, consequential, special, or punitive damages, or damages for lost profits, lost income, or lost savings arising by negligence, intended conduct, breach of contract, or otherwise. CVC reports and data are released for the sole use of advertising purchase evaluations and any use for valuations or determination of value is strictly prohibited. CVC reports may not be used for USPS requestor or other permit qualifications. This report is subject to copyright laws and may only be reproduced by the publisher.



www.cvcaudit.com

The current status of this report expires December 31, 2019.




If this report is presented after December 31, 2019 please call the toll-free number listed below.



Northwest Catholic Seattle, Washington

01-3755

Key to Features

-  State Boundary
-  County Boundary
-  ZIP Code Boundary

